


## Navigate Student - Resources

**Navigate**, the new student portal to help set the course at RCC. Navigate offers a student onboarding process with key steps, start dates, and due dates to assist with getting started the first semester and each semester thereafter. Navigate will help you stay on track to completion!

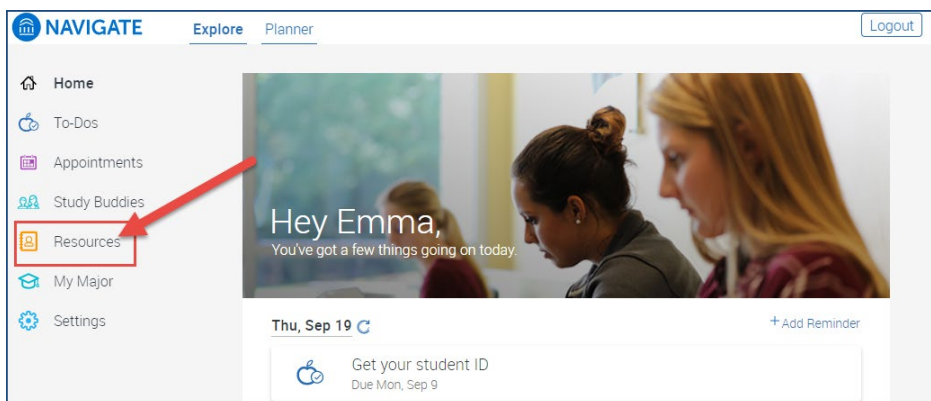
Login to Navigate using **myRCC** from any RCC webpage. Use the Google Chrome or Firefox browser. *Note: Internet Explorer is not optimized for Navigate and you will get an Ooops message.*

If you have not previously logged into Navigate please see the Login to Navigate Student handout.

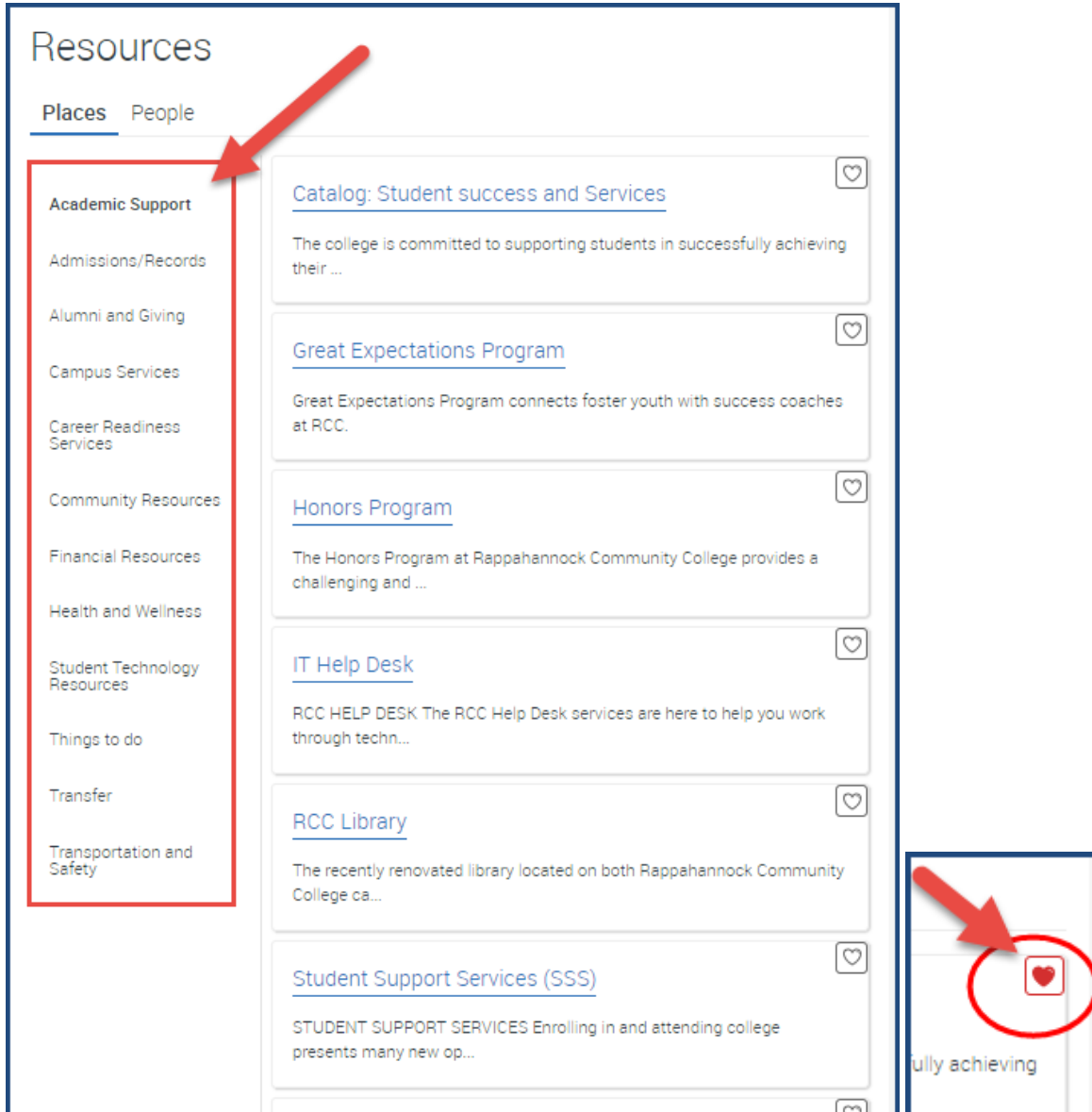
Click the Navigate Student icon button.



Once logged into Navigate click on Resources on the menu.



Explore by clicking on the resources to see what is available on campus and in the communities nearby. You will get a new list of topics to explore on the right side when clicking a resource on the left. In this example the resource is Academic Support and the topics for the resource are Catalog: Student Success and Services, Great Expectations Program, Honors Program, etc.



Select the heart to the right of the topic to heart or favorite that resource topic. You can favorite/unfavorite as many times as you like.

Please don't hesitate to reach out to [navigate@rappahannock.edu](mailto:navigate@rappahannock.edu) if you have questions about any of the resources or topics listed.